


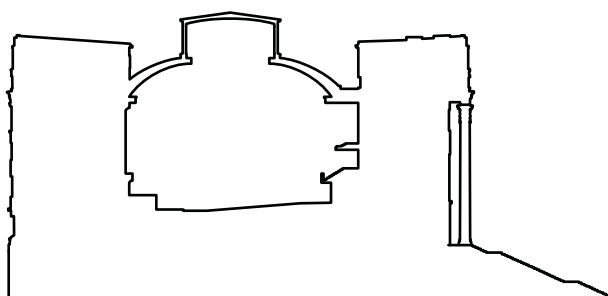
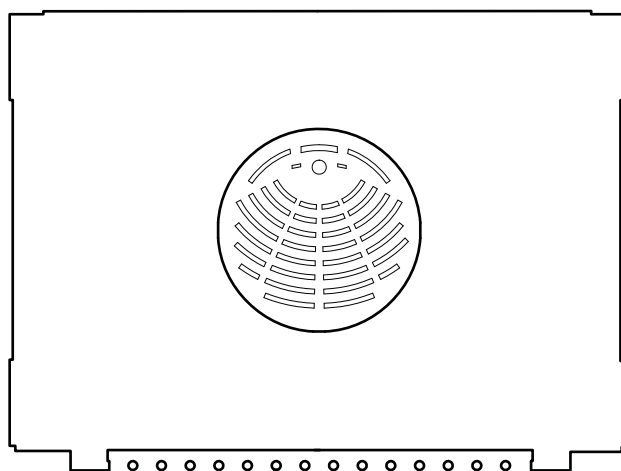
Finnish Parliament



(S)

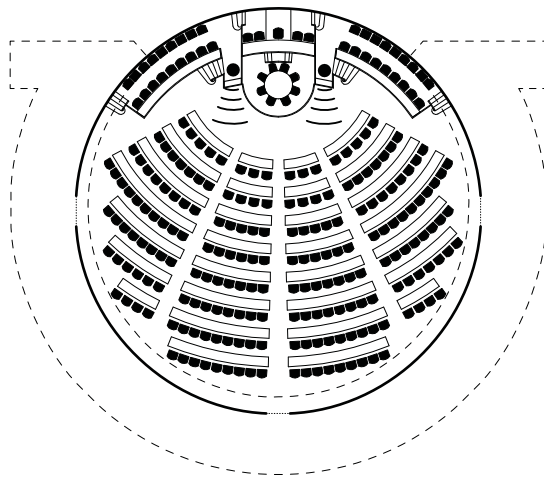
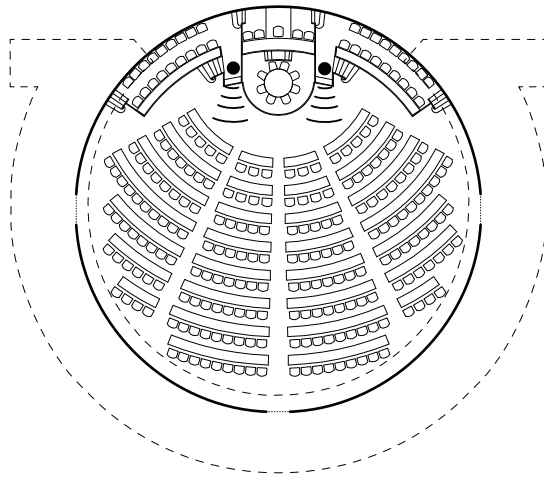
PLENAR 1:1000

FINNLAND



PLENAR 1:500

FINNLAND



Finnisch Parliament

Eduskunta

Helsinki
1927-1931



(F1)

Historical Background

After a long debate about the location of the new Parliament Building and several competitions it was decided to build in Töölö on solid grounds. The final competition was held in 1924. There were various entries. One of these entries was by Alvar Aalto. But the winner of the competition was J.S. Sirén (Johan Sigfrid Sirén) and his Partner Aberg Borg. (1, 2, 3)

The Eduskunta is the most important Building of J.S. Sirén and is often seen as the most complete piece of Finnish classicism. The strictly symmetrical building is covered with red granite (1).

Organization of the Building

The big main entrance is in the first floor and can be accessed by using the monumental steps in the front of the building. Never the less the public entrance is in the groundfloor on the right corner of the building (Floorplan).

In the center of the rectangular building is the circular plenum. All rooms are arranged around this room. This shows how important the plenary sessions are for the country. In the top floors there are the commissions and the working spaces. In the second floor is the main floor of the plenum, a Cafe and rooms for press events (Floorplan).



(F2)



(F1)

In the plenum there are iconic statues by Wäinö Aaltonens. They are sybolizing labor and the future of finn-land. They are situated behind the government seats. The room is cylindric and has a slight slope towards the main entrance. The Materials are Marmor and Wood. In the third and the fourth floor there are galleries. Every plenary session can be visited by the public. In the first foor there are some seats reserved for the media (5). The room opens up in the ceiling to the lamp post in the roof. (F1)

Political Use

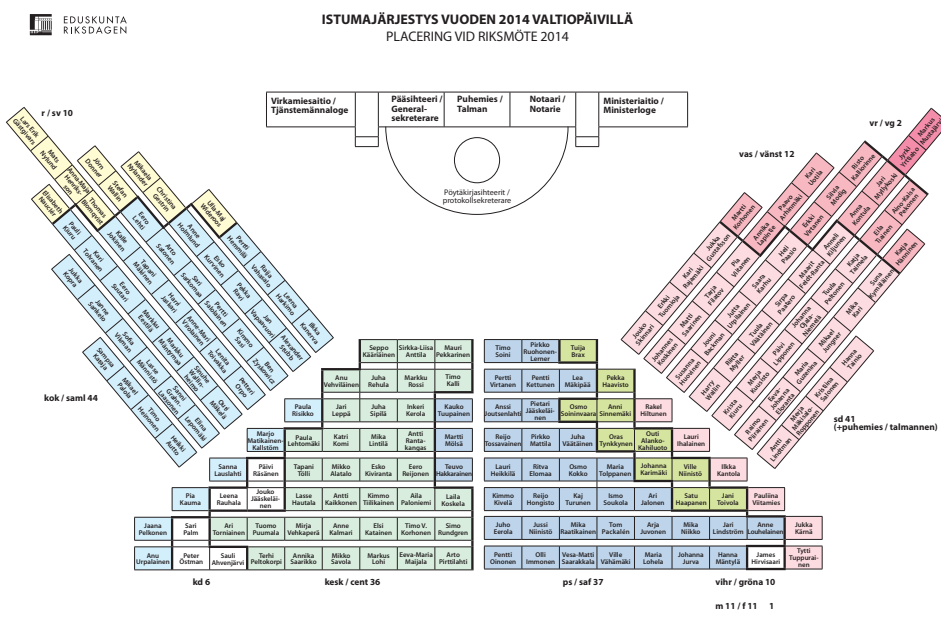
Part of the debate are financial and contract issues. First of all the debate the topic is presented to the plenum. This can be done by the government (the usual way) or by every member of parliament. Afer that it gets transfered to the commission in charge (there is 15 steady commissions in finnland). In the commision there is a debate about the topic in smaller groups representing the majorities of parliament. These groups work on the specific law. Afterwards the results are presented to the parliament. There are two votings. One about the contents of the new law the second one about the law in general. If the plenum aproves the new law the president of Finland has to sign it. After publishing order it comes into effect (6).

Every tuesday there is a FAQ to the prime minister. This instrument is a check of trust for the whole govern-ment. In general the plenum is not stuffed with members as it is part of democracy to be allowed to not be present (6). All 200 members of parliament get elected every 4 years.

Plenum

The Plenum is build for 200 members. But just 199 Members are allowed to vote. For these members are the 199 seats of the lowest level. One of the members is the mpeaker of the parliament. This one is the head of the parliament and has the highest position in the room, right in the middle of the front. To his left is the seat of the parliamentary session clerk and to his right the secretary of parliament. Both of them support the Speaker.

The government is seated on the second highest rank to the speakers left. There are 18 seats in two rows. Ony the first row provides a table.



On the speakers right there is also 18 seats. They are reserved for parliamentary officials.

There are two places where the members can speak to the chamber. These desks are on the level of the government and separate it from the head of the chamber.

In front of the head is the place for the stenographers. The debate is always documented (electronical) and can be read online just two hours after it finished (6, 7, 8).

The public can also watch the debate from above. The gallery is behind the pillars of the plenary hall. Visitors are always allowed. They don't even have to sign in and can use the nearly 400 seats in the gallery in the second and third floor(6).

About the Research

The Floorplans were found at the Finnish part of the homepage of the Finnish parliament. The English version does not feature these plans. They were found by entering „Finnish parliament building floor plan“ in Google Translator („Suomen eduskunta Rakennuksen pohjapiirros“) and searching the web in Finnish language.

The translation of the floorplans helped to find out how the building is used. The Parliament is a complex of five buildings. The main chamber is in the Building Block E. In building block C is the library. It is open to the public and free of charge. F is a new building containing the little house, the committee on foreign affairs and the grand committee. These are the only committees that are not placed in the old building.

Because of the interest in the main chamber all further investigations are about building E.

Approximations

The dimensions of the plans are not precise! There is no information available about the size of the building. The floorplans are scaled based on the 3D model from Google Earth. The section is scaled according to the floorplans.

The section contained in the original image just the chamber and the outline of the building above ground. The part below ground is approximated as there is no information how deep the building is below ground.

As the floorplans of the building didn't fit together precisely the position of the gallery is also just approximated.



(F3)

Sources:

About the Building and the competition:

- (1) J M Richards; 800 years Finnish Architecture; 1978
- (2) Riitta Nikula; Bebaute Landschaft, Finnlands Architektur im Überblick; Otava Verlag; Helsinki 1993
- (3) About Alvar Aalto's Entry to the Competition: <http://file.alvaraalto.fi/search.php?id=277>

Information Folder:

- (4) Parliament's building and art
- (5) Parliament House
- (6) Das Finnische Parlament
<http://web.eduskunta.fi/Resource.phx/parliament/services/brochureseries.htx>
- (7) Finnisches Parlament Glossar
<http://web.eduskunta.fi/Resource.phx/parliament/index.htx>
- (8) Sitzplan Finnisches Parlament
<http://translate.google.at/translate?hl=en&sl=fi&tl=de&u=http%3A%2F%2Fweb.eduskunta.fi%2FResource.phx%2Feduskunta%2Forganisaatio%2Ftaysistunto%2Ftaysistuntokaynnissa%2Findex.htx>

Fotos:

- (F1): <http://architektur.finn-foto.de/A2/A21/a21.html>
- (F2): http://en.wikipedia.org/wiki/Parliament_of_Finland
- (F3): <http://josiinfinnland.wordpress.com/>

Floorplan and Section Sources:

Floorplan:

- (P): <http://web.eduskunta.fi/Resource.phx/eduskunta/tervetuloa/karttaedktalo.htx?lng=fi>

Section:

- (S): <http://www.tietoa.fi/portfolio/eduskuntatalo/>

3D-Model:

- (3D): <https://3dwarehouse.sketchup.com/model.html?id=2ccab836e6e138c5c9f9e1038d4da568>

Translations of the original Floorplans (P)
(via GoogleTranslator):

LAGE

E
Eduskuntatalo = Parliament House
istuntosali = Chamber
työ- ja kokoustiloja = working and event space
valiokunnat = committees
ravintola, kahvila = restaurant, cafe

A

lähetystöjen vastaanotto = Mission Desk
auditorio = audience
työ- ja kokoustiloja = working and event space

B

työ- ja kokoustiloja = working and event space

C

Eduskunnan kirjasto = The Library of Parliament
työ- ja kokoustiloja = working and event space

D

työ- ja kokoustiloja = working and event space

F

Pikkuparlamentti = little House
työ- ja kokoustiloja = working and event space
suuri valiokunta = Grand Committee
ulkoasiainvaliokunta = Committee on Foreign Affairs
ravintola, kahvila = restaurant, cafe

OG1

lähetystöjen vastaanotto = Mission Desk

OG2

Kerros = Layer
neuvottelu- ja yleiset tilat / allmänna utrymmen = meeting and
public spaces / public areas
työ- ja ryhmätilat = work and group spaces
istuntosali = Chamber
Valtiosali / Rikssalen = stateroom / Office of Salen
kahvila = coffee shop
Keltainen huone = The Yellow Room
hallituksen huoneet = Board of Rooms

OG3

yleisölehteri = the Gallery
medialehteri = medialehteri
ympäristövaliokunta = Committee on the Environment
puolustusvaliokunta = Defence Committee
tarkastusvaliokunta = The Audit Committee
valtiovarainvaliokunta = Finance Committee
hallintovaliokunta = administration Committee
työ- ja tasa-arvovaliokunta = Employment and Equality Com-
mittee
lakivaliokunta = Law Committee
perustuslakivaliokunta = The Constitutional Affairs Committee
valtiovarainvaliokunnan jaostot = Finance Committee subcom-

mittees

liikenne- ja viestintävaliokunta = Ministry of Transport and
Communications Committee
maa- ja metsätalousvaliokunta = Agriculture and Forestry
Committee
sivistysvaliokunta = education and Culture Committee
sosiaali- ja terveystieteiden valiokunta = Health and Social Policy
talousvaliokunta = Finance Committee

OG4

työ- ja ryhmätilat = work and group spaces

OG5

median työtiloja = media workspaces
eduskuntaryhmien tiloja = the parliamentary groups in space